

D 系列数字电流电压表

MC 粤制20000157-1号

DK8A-SVA SENSOR SPECIALTIES DIGITAL DISPLAY METER



特点: FEATURES

①本产品适用于各种具有线性输出特性的传感器或其他测量设备, 如压力、重量、温度、湿度等的测量。

Be applicable for sensors with linear output features or other equipments, such as measuring pressure, weight, temperature and humidity and so on.

②具有小数点设定、比率、量程及零点调整功能。

With decimal point, span, range and digit zero setting function.

一、技术参数 SPECIFICATIONS

测量功能	Measured function	与各种传感器配套测量	Equipped with sensors
输入方式	Input mode	电流: Ampere: 4~20mA (0~20mA)	电压: Voltage: 0~10V (0~5V, 0~200mV)
精度	Accuracy	$\pm 0.5\% F.S \pm 2 \text{Digit}$ (23°C \pm 5°C)	
A/D 转换	A/D converter	二重积分	Dual slope
采样速度	Sampling rate	约 2.5 次/秒	Abt. 2.5/s
响应速度	Response speed	约 4.5 秒	Abt. 4.5s
最大显示	Max. Display	1999 自由设定小数点 set decimal point arbitrarily	
显示	Display	红色数码管高 14.2mm	red LED 14.2mm H
消耗功率	Power consumption	$\geq 3.5 \text{VA}$	
使用温度	Operating temperature	0°C ~ 50°C	
电源	Power supply	AC 110V/220V 50/60Hz	
外形尺寸	Outside dimension	48mm (H) \times 96mm (W) \times 58mm (L) DIN	
重量	Weight	500g	
耐电压	Insulation strength	AC 1500V 1min	
绝缘阻抗	Insulation impedance	DC 500V	$\geq 100 \text{M} \Omega$

二、功能设定 FUNCTION SETTING

在进行量程和小数点切换时, 必须把线路板从机壳上卸出, 可以看到下图所示插针位置。

While setting the range and the decimal point, be sure to pull out the internal printed circuit board, as the follow figure shows.

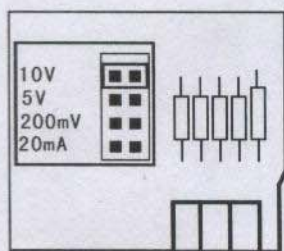


图1
Figure 1

量程设置插针

THE PIN HEAD OF SCALE SETTING

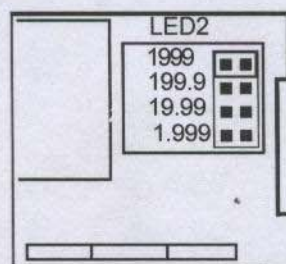


图2
Figure 2

小数点设置插针

THE PIN HEAD OF DECIMAL POINT SETTING

1. 量程设定 Scale setting (如图1 Figure 1)

短路插位置 The positions of jumper cap	20mA	5V	10V	200mV
输入量程 Input scale	4~20mA/0~20mA	0~5V	0~10V	0~200mV

2. 小数点设定 Decimal point setting (如图2 Figure 2)

当你移到插针上的短路插, 就可以得到图2所示小数点位置。

While moving the jumper cap on different PIN head, you can get the position of the DP that you want.

注: 该仪表出厂时设定量程时 0~10V, 相应的显示 0~2000, 用户根据自己的实际使用情况选择你所需要的量程和小数点位置。

Notes: The original setting range is 0~10V display 0~2000, you can adjust it as what you want.

三、显示值调节 DISPLAY ADJUSTING

在进行比率和零点调节时，必须打开前面的活动盖。调节孔如图3。

While setting the span and zero, please open the front lid. As the following figure shows.




图3

1. 比率调节 SPAN ADJUSTMENT

比率调节功能，以某定值输入，顺时针调节可以增大显示值，逆时针调节可以减小显示值。

Input a typical value, the display value can be increased, when forward adjust, the display value can be decreased while reverse adjust.

2. 零点调节 ZERO ADJUSTMENT

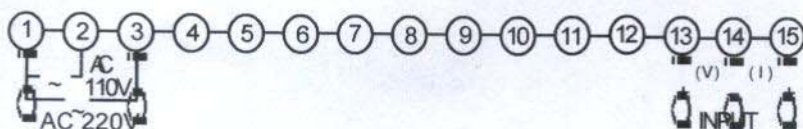
零点调节功能，顺时针调节偏负，逆时针调节偏正。

Function, forward adjust is forward biased, reverse adjust is reverse biased.

注意：调节SPAN比率值和量程设定后，必须检查零点看是否需要重新调整，调零点时必须为零输入或者输入一个所需调零值，如4~20mA输入、4mA输入时，需显示零时，则要在输入端输入4mA信号而调零。为了减少误差，请重复调整SPAN及ZERO。

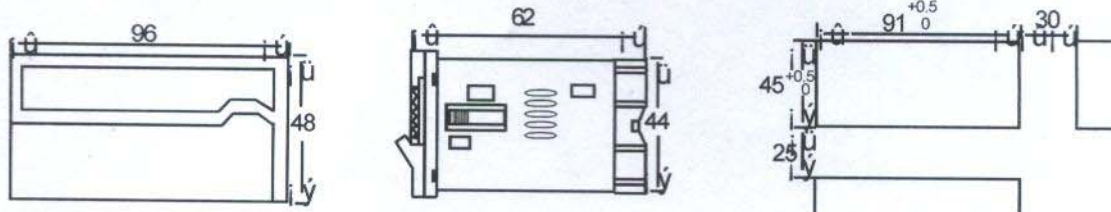
Notes: After the adjustment of span value and scale setting, you need to check whether zero need to be resetteel. Zero adjustment must be in ze input or input shortcircuit or an adjustment signal. Fox example, inputting 4~20mA, if you want to display zero, you must input 4mA in the terminal then adjust to zero. In order to diminish error, please adjust span and zero repeatedl

四、端子连接 TERMINAL CONNECTION



输入端接法 (INPUT)

五、外形及表盘加工尺寸 FIGURE AND DIMENSIONS



六、注意事项 CAUTIONS

1. 适宜使用环境温度0℃~50℃，相对湿度85%以下。

Used in ambient temperatures of 0℃ to 50℃, humidity less than 85%R.H.

2. 输入导线不宜过长，使用屏蔽线较好。

Input wire should not be too long, had better be shielded.

3. 使用时应远离干扰源。

Operation and installation should be far away from the disturbant source.

4. 防止强烈震动和冲击。

Avoid using by violent vibrations or shock

5. 防止大量灰尘以及有害化学药品侵入。

Avoid dust or corrosive chemical.

6. 保存在无直射光线，-10℃~+70℃温度，60%以下湿度的地方。切勿和有机溶剂或油物接触。

Store the meter in the shade with temperature of -10℃ to 70℃, and humidity less than 60%. Don't contact with organic solvents or oils.

TOKY

东崎仪表
杰出品牌

东崎电气有限公司

Tel.: 86-760-3371808

大陆工厂：广东省中山市石岐北区

(Add): Shiqi North District, Zhongshan City, Guangdong Province, China

http:// www . toky . com . cn

TOKY ELECTRICAL CO.,LTD

Fax: 86-760-8722611

E-mail: wm@toky.com.cn